

KIPP: TECH VALLEY Charter School

1 Dudley Heights
Albany, New York 12210
(518) 694-9494
www.kipptechvalley.org

SCHOOL LEADER:
Dan Ceaser



YEAR OPENED: 2005

SCHOOL TYPE: Charter

KIPP:

STUDENT ENROLLMENT

Total Number of Students	196
Total Number of 5th Grade Students	81
Total Number of 6th Grade Students	71
Total Number of 7th Grade Students	44

STUDENT DEMOGRAPHICS

Free or reduced meals
78% of KTV students are eligible for free or reduced meals

Race/Ethnicity
87% African American
6% Caucasian
7% Hispanic

Gender
48% female
52% male

FINANCIAL INFORMATION

2006—07 Per-Pupil Funding **\$10,176**
Local and state revenue

FACILITY STATUS

Facility Type	Commercial
Lease Type	Lease
Size (sq ft)	30,000



KIPP: RESULTS MATTER

Class of 2015

Norm-referenced Test

CTB Terra Nova

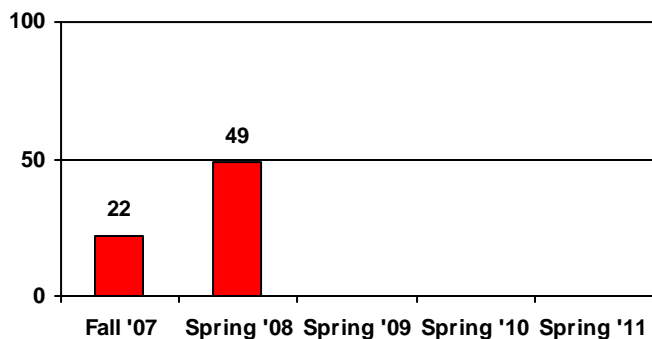
This norm-referenced test enables comparisons between KTV students and other students across the country. Over time, we can track the progress of students. The average student will remain at the 50th percentile each year and will thus record zero, or normal, growth. KTV administers a baseline test—identified as the “Fall ‘06” test in the graphs below—at the beginning of the 5th grade year. KIPP: TECH VALLEY Charter School tests students in mathematics, reading, and language.

State Criterion-referenced Test

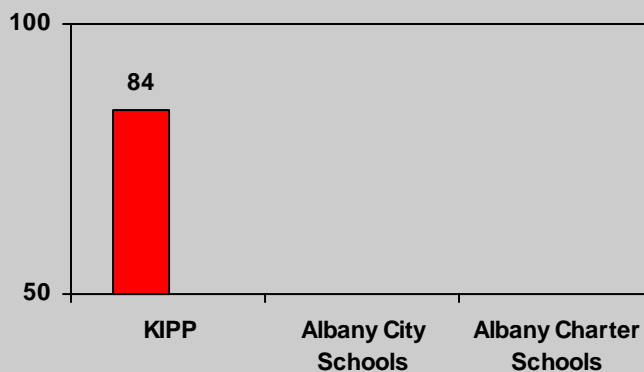
CTB

This criterion test measures how well students have learned a set of academic skills established by the state. Criterion tests tell us how well KTV is performing compared with demographically similar neighboring schools, and compared with district or state performance. New York State administers a state criterion in English language arts, reading, and mathematics. The charts below show the percentage of students at KTV who met the state standards.


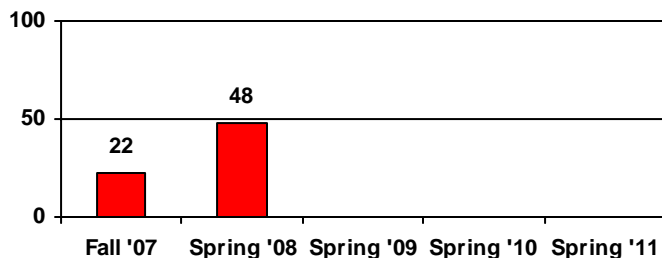
MATHEMATICS *(percentile average)*



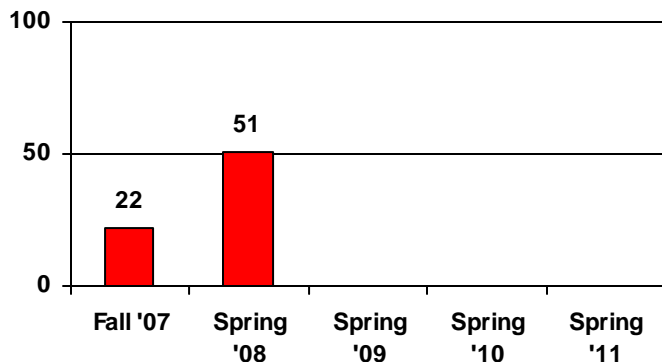
NYS math *(percent passing)*



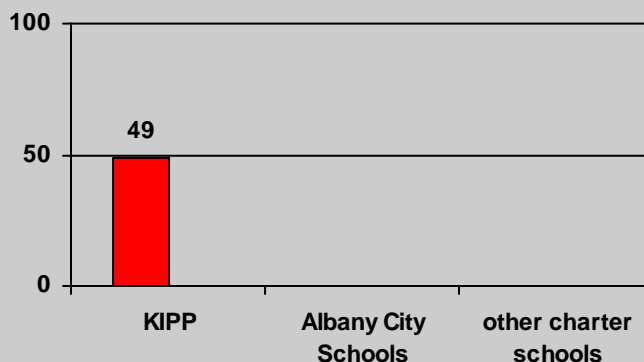
READING *(percentile average)*



LANGUAGE *(percentile average)*



NYS ELA *(percent passing)*



KIPP: RESULTS MATTER

Class of 2014

Norm-referenced Test

CTB Terra Nova

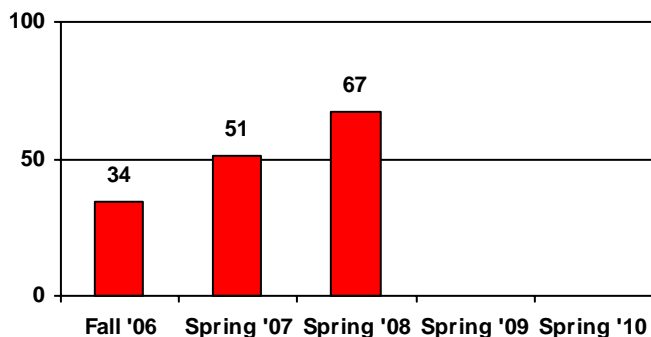
This norm-referenced test enables comparisons between KTV students and other students across the country. Over time, we can track the progress of students. The average student will remain at the 50th percentile each year and will thus record zero, or normal, growth. KTV administers a baseline test—identified as the “Fall ‘06” test in the graphs below—at the beginning of the 5th grade year. KIPP: TECH VALLEY Charter School tests students in mathematics, reading, and language.

State Criterion-referenced Test

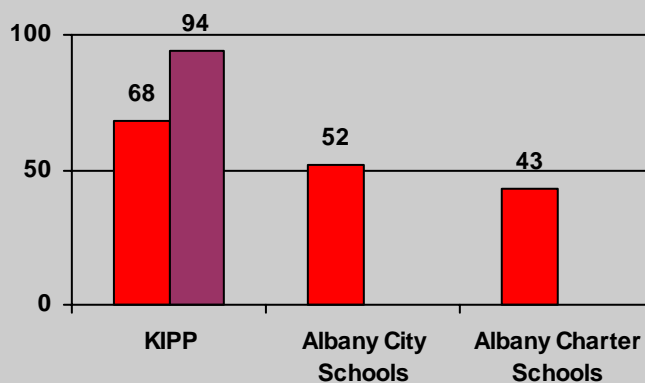
CTB

This criterion test measures how well students have learned a set of academic skills established by the state. Criterion tests tell us how well KTV is performing compared with demographically similar neighboring schools, and compared with district or state performance. New York State administers a state criterion in English language arts, reading, and mathematics. The charts below show the percentage of students at KTV who met the state standards.


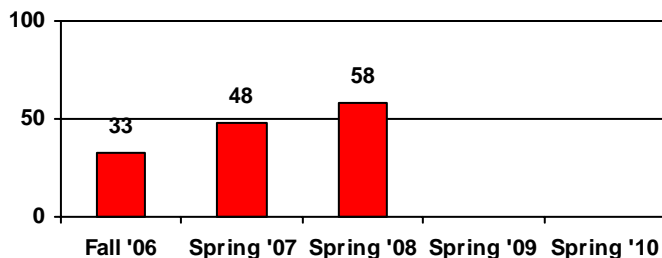
MATHEMATICS *(percentile average)*



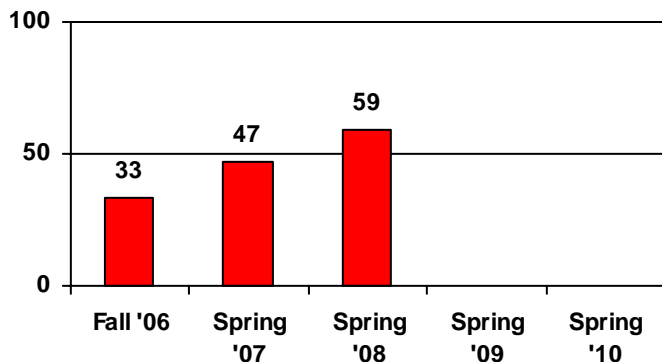
NYS math *(percent passing)*



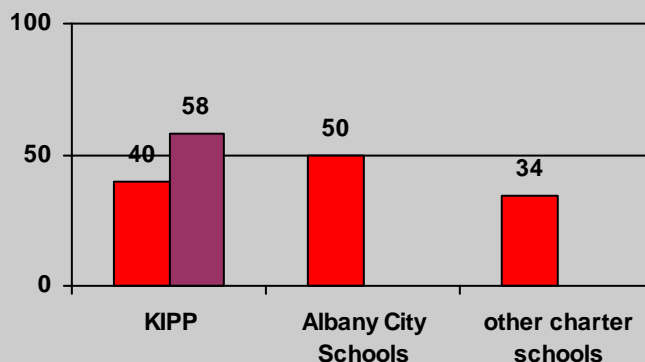
READING *(percentile average)*



LANGUAGE *(percentile average)*



NYS ELA *(percent passing)*



KIPP: RESULTS MATTER

Class of 2013

Norm-referenced Test

CTB Terra Nova

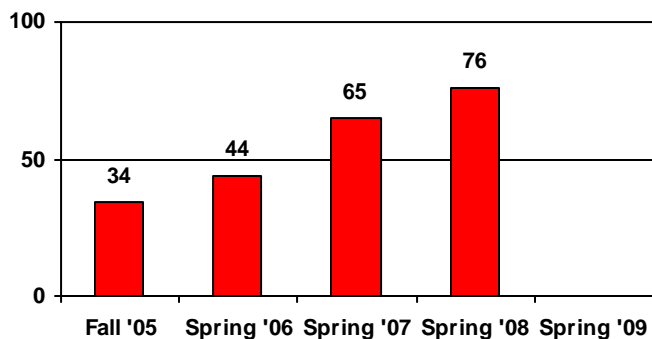
This norm-referenced test enables comparisons between KTV students and other students across the country. Over time, we can track the progress of students. The average student will remain at the 50th percentile each year and will thus record zero, or normal, growth. KTV administers a baseline test—identified as the “Fall ‘05” test in the graphs below—at the beginning of the 5th grade year. KIPP: TECH VALLEY Charter School tests students in mathematics, reading, and language.

State Criterion-referenced Test

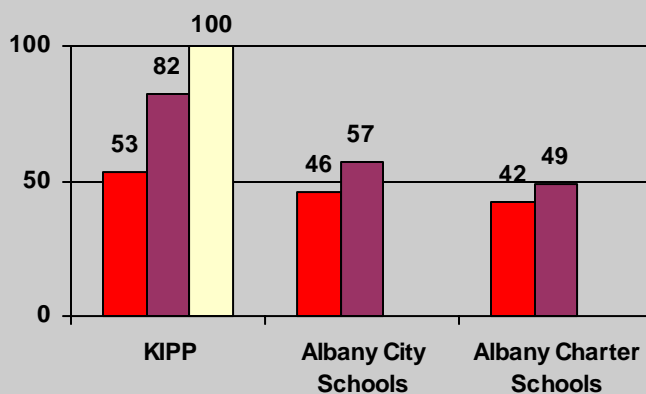
CTB

This criterion test measures how well students have learned a set of academic skills established by the state. Criterion tests tell us how well KTV is performing compared with demographically similar neighboring schools, and compared with district or state performance. New York State administers a state criterion in English language arts, reading, and mathematics. The charts below show the percentage of students at KTV who met the state standards.


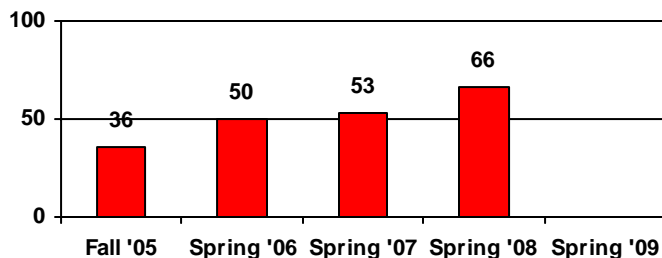
MATHEMATICS (percentile average)



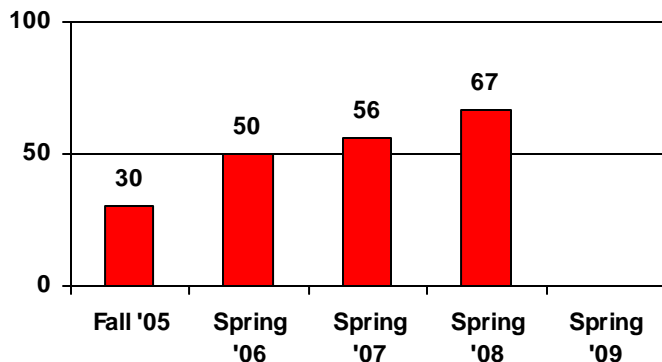
NYS math (percent passing)



READING (percentile average)



LANGUAGE (percentile average)



NYS ELA (percent passing)

